

# AvaDent® Digital Dental Solutions Order Form



## DETAILS PRACTITIONER

Name Of Practice:

Name Of Practitioner:

Full address:

## DENTAL LAB / TTP DETAILS

INVOICE ADDRESS

Lab/TPP:

Contact:

Full address:

Phone:

E-mail:

SHIPPING ADDRESS

Lab/TPP:

Full address:

Phone:

E-mail:

## PATIENT IDENTIFICATION

Only mention the last name, patient / internal reference number or initials in connection with the General Data Protection Regulation (AVG).  
NOT: full name and date of birth

## PRODUCT

Product

**CORE**

AvaDent CORE (outsourced)

**SHARE**

AvaDent SHARE (insourced)

## DENTURE

Digital Dentures

Upper

Lower

AvaDent Digital Dentures



AvaDent Spare Dentures (in combination with AvaDent Digital Dentures)



AvaDent Implant Dental System (a.o. locators, ball, bar and steg, hybrids)



(Also fill out the AvaDent Implant Order Form)

AvaDent Immediate Dentures

Extraction date: \_\_\_\_\_



Try-ins

Upper

Lower

Advanced Try-in (ATI, only bonded)



Biofunctional Try-in (BTI)



Front Try-in (FTI)



Wagner Try-in (WTI)

Fill out the Wagner Try-In Orderform for a WTI

Others

Upper

Lower

Upper

Lower

AvaDent Base Plate



AvaDent Obturator



## OCCUSAL SCHEMES

Anatomical

Lingualized

Flat-on-flat

## TOOTH SHAPE

	Bonded	XCL-1 (fully milled)	XCL-2 (fully milled)
Candolor® TCR Resin	<input type="checkbox"/>	<input type="checkbox"/>	<input type="checkbox"/>
Candolor® NFC+	<input type="checkbox"/>	<input type="checkbox"/>	<input type="checkbox"/>
Ivoclar Vivadent® SR Vivodent® DCL	<input type="checkbox"/>	<input type="checkbox"/>	<input type="checkbox"/>
Dentsply® Portrait® IPN®	<input type="checkbox"/>	<input type="checkbox"/>	<input type="checkbox"/>

## MODEL NUMBER<sup>2</sup> (optional)

Front:

Posterior:

Apply Signature Teeth (only when using XCL)

Yes  No

<sup>2</sup> For a complete list of available tooth models please visit [www.avadent.com](http://www.avadent.com)

S = standard

### TOOTH SHADE

Color<sup>2</sup>:

<sup>1</sup> Bonded: all Vita Classic A-D colors and Candulor TCR Resin: J1, J2, M2, M3 and S2.  
<sup>2</sup> Milled: AvaDent XCL-1 colors: See AvaDent XCL-1 Shade Tabs. Milled XCL-2<sup>1</sup> colors: A1, A2, A3, A3.5, B1, B2, C1, C2, D2 en OM3. For a complete list of available colors please visit [www.avadent.com](http://www.avadent.com)

### DENTURE BASE COLOUR

- AvaDent Light (V3)       AvaDent Medium (V10)
- AvaDent Original (V-original)       AvaDent Extra Dark (V250-V2)
- AvaDent Standard (V5)

### EXTRA OPTIONS<sup>4</sup>

YES *S=standard* NO

Finished	<input type="radio"/> S	<input type="radio"/>
Root eminence (1=Light, 2=Medium, 3=Heavy)	<input type="radio"/> 1 <input type="radio"/> 2S <input type="radio"/> 3	
Copy of mimic gingiva	<input type="radio"/>	<input type="radio"/> S
Include stippling	<input type="radio"/> S	<input type="radio"/>
Including natural rugae	<input type="radio"/> S	<input type="radio"/>
Add posterial palatal seal <sup>5</sup>	<input type="radio"/>	<input type="radio"/> S
Full buccal roll <sup>6</sup>	<input type="radio"/> S	<input type="radio"/>
Name engraved	<input type="radio"/> S	<input type="radio"/>
Gum staining	<input type="radio"/>	<input type="radio"/> S
Frenum depth to match impression*	<input type="radio"/> S	<input type="radio"/>









\* If "No", please provide the amount of space:

<sup>4</sup> Without further information the AvaDent will be finished and **WILL** contain the following:  
 • Matted aspect in the frontal part of the upper denture • Natural rugae on the lingual side of the palate • A full buccal roll (except immediate dentures) • An engraved name • Frenulum shaping according to impression

<sup>5</sup> Without further information the AvaDent **WILL NOT** contain:  
 • A copy of mimic gingiva • A posterial palatal seal • Gum staining

<sup>6</sup> Please indicate clearly on your impression(s) the outline of these functions including the expected height and / or the course of the posterial palatal seal in the notes.

### FRONT-ESTHETICS

- Follow reference denture/records  
G 
- Follow natural dentition (in case of an immediate denture)  
H 
- Regular setup  
F 
- Move laterals to palatal  
D 
- Flare central incisors  
B 
- Rotate 2.1 with small overlap  
E 
- Small diastemata between all anteriors  
C 
- Rotate lateral incisors  
A 

### BRIEF TREATMENT DESCRIPTION

### PHOTOS

Please supply close-up photos of smile, lips at rest and occlusal plane ruler (profile and front views)

- Photos included       Photos emailed to CustomerServiceUS@AvaDent.com

### ORDER INFORMATION

Shipping date:

Due date:

Note: We need 8 working days to produce your project. You will receive a digital preview within 6 working days. Please review this preview on the day of entry before 15.00.  
 After approving the digital preview we will manufacture the workpiece within 8 days. In the event of an intervening laboratory; please take an extra shipping day into account.

Return shipments are send by UPS.

### NOTES

### SIGNATURE

### CHECKLIST

- Disinfected records       Disinfected bite records
- Order form completely filled       Photos of the patient (attached or emailed)

• AvaDent selects the tooth model based on the records that are provided. You may also choose a specific tooth model from our database.  
 • Delivery date is in consultation with your laboratory. Please approve the Digital Preview in time to avoid delays.  
 • Non-completed order forms may result in a longer delivery time. Therefore, schedule your patient accordingly.